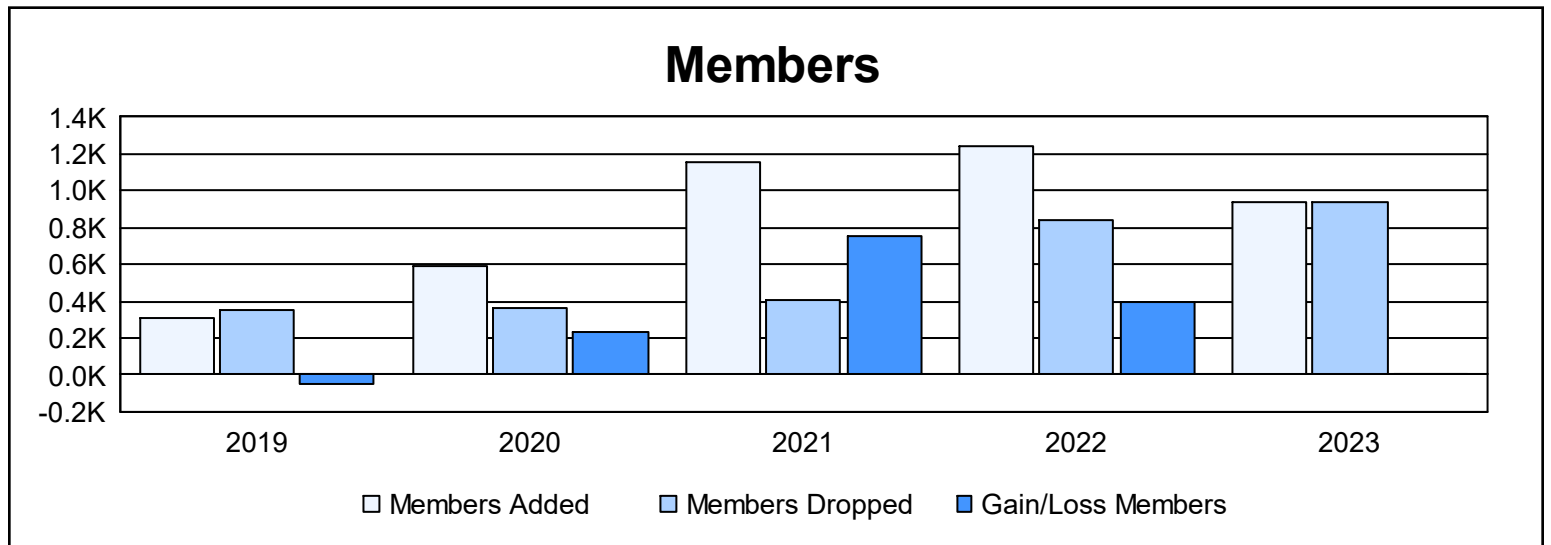
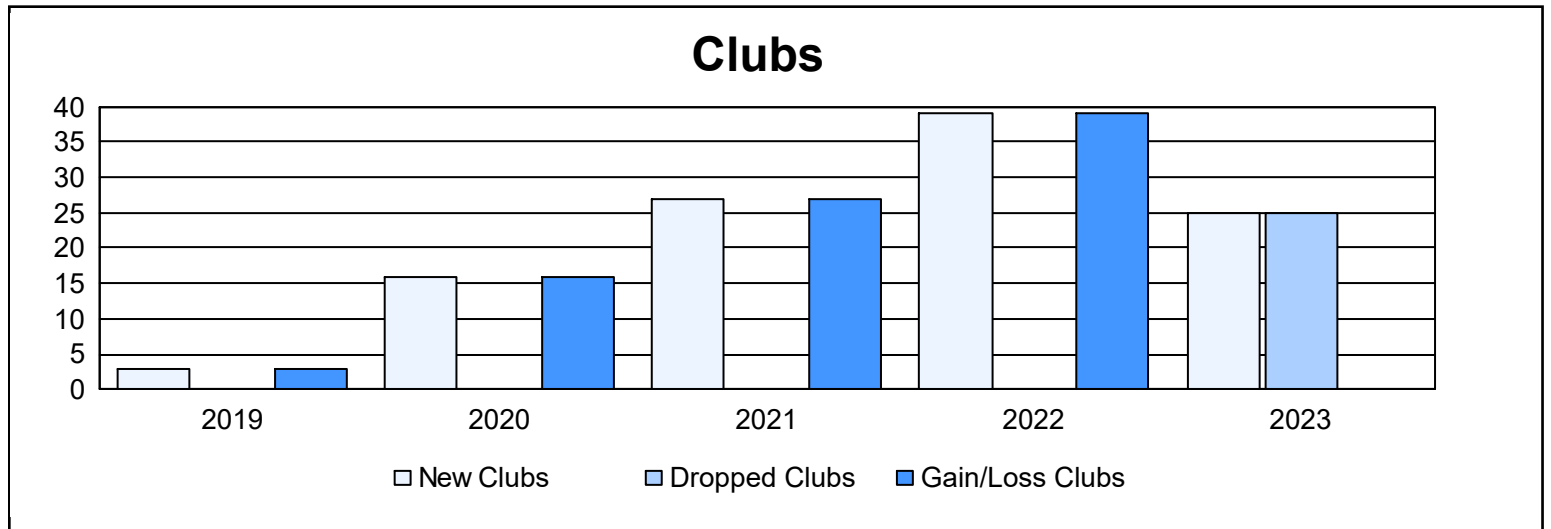
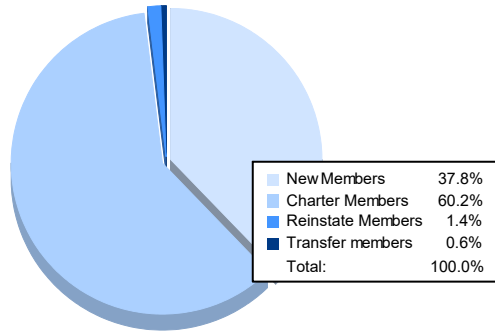


| Year           | New Clubs | Dropped Clubs | Gain/ Loss Clubs | New Members | Charter Members | Reinstate Members | Transfer Members | Total Member Added | Total Members Dropped | Gain/ Loss Members |
|----------------|-----------|---------------|------------------|-------------|-----------------|-------------------|------------------|--------------------|-----------------------|--------------------|
| 2018-2019      | 3         | 0             | 3                | 207         | 97              | 6                 | 1                | 311                | 356                   | -45                |
| 2019-2020      | 16        | 0             | 16               | 213         | 365             | 9                 | 1                | 588                | 358                   | 230                |
| 2020-2021      | 27        | 0             | 27               | 498         | 633             | 24                | 5                | 1,160              | 408                   | 752                |
| 2021-2022      | 39        | 0             | 39               | 366         | 859             | 10                | 5                | 1,240              | 844                   | 396                |
| 2022-2023      | 25        | 25            | 0                | 354         | 564             | 13                | 6                | 937                | 933                   | 4                  |
| <b>Average</b> | <b>22</b> | <b>5</b>      | <b>17</b>        | <b>328</b>  | <b>504</b>      | <b>12</b>         | <b>4</b>         | <b>847</b>         | <b>580</b>            | <b>267</b>         |



### Membership Composition June 2023 Cumulative



### Gender Composition June 2023 Cumulative

